

**University of Palestine**  
**Faculty of Applied Engineering and Urban Planning**

<b>Course Name</b>	<b>Planning &amp; Islamic architecture</b>			<b>Course No.</b>	<b>ARC 2206</b>
<b>Academic Year</b>	<b>2018/2019</b>	<b>Semester</b>	<b>2<sup>nd</sup></b>	<b>Exam Type</b>	<b>Final Exam</b>
<b>Exam Date</b>	<b>27/5/2019</b>		<b>Exam Time</b>	<b>9:00-11:00</b>	

اسم الطالب ( بالعربي):		الرقم الجامعي:	
اسم المدرس: د. أيمن محمد حسونة	رقم الشعبة: 101	وقت المحاضرة: 8-9	الرقم المتسلسل:

### Important Instructions

- ***This is a closed-book exam; all related material must be placed away from your desk.***
- ***Cell phone use is prohibited for any purpose:** Your cell phone must be turned off and placed off of the desk. Cell phones may not be accessed during the exam. Failure to comply may be treated as a violation of the Honor Code.*
- ***Headphones of any kind are not permitted.***
- ***This exam is 120 minutes long.***
- ***Make sure that you have 6 pages including this page.***
- ***This exam has 4 essay questions. Read each question carefully before answering.***
- ***Calculators can be used but cannot be shared.***
- ***When you finish, you must:***
  - ***Check that you have written your information in the spaces provided.***
  - ***Give the exam package (all papers) to the proctor before you leave.***

## For Teacher's Use OnlyFor Proctor's Remarks

QN	KPI/ILO	SO	DL	Mark	Weight
1	B1	A	2		10
2	B1	B	4		10
3	B1	B,J	5		16
4	B2	C	3		14
Total					50

[illegible]

**KPI: Key Performance Indicator, ILO: Intended Learning Outcomes, SO: ABET Student Objectives, DL: Difficulty Level (1. Very easy, 2. Easy, 3. Moderate, 4. Somewhat hard, 5. Hard, 6. Very Hard)**

**1<sup>st</sup> question: Briefly define the below Islamic architecture terms (10 marks)**

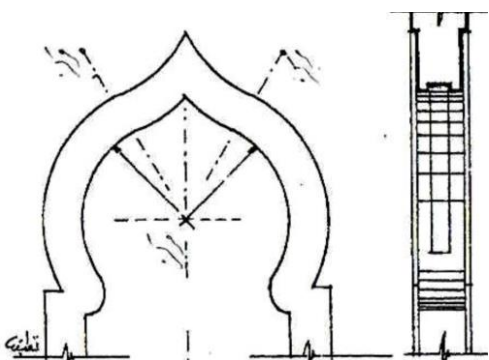
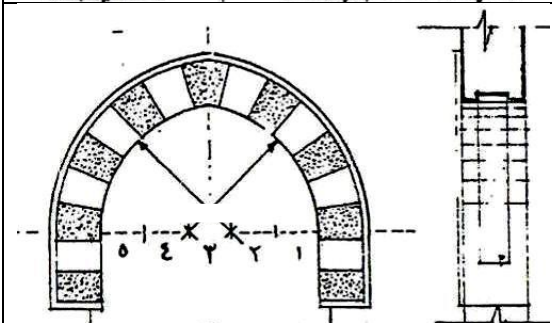
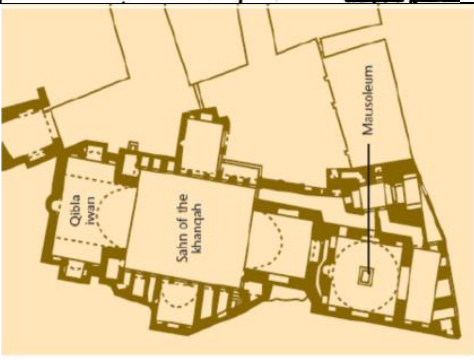
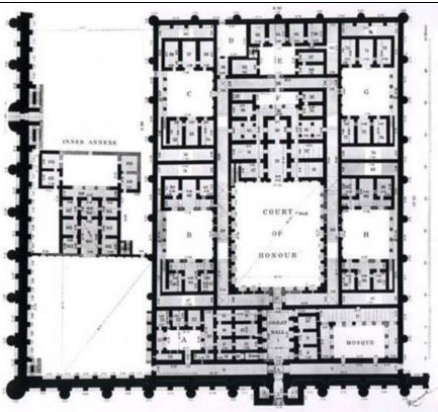
- 1- AMashrabiya.....  
.....  
.....
- 2- Khanqah.....  
.....  
.....
- 3- Bulbous Arch  
.....  
.....  
.....
- 4- Bimaristan.....  
.....  
.....
- 5- Iwan.....  
.....  
.....
- 6- courtyard:.....  
.....  
.....
- 7- -cross vault:  
.....  
.....
- 8- barrel vault:  
.....  
.....
- 9- Pulpits:  
.....  
.....
- 10- Poly lobed – arches  
.....  
.....

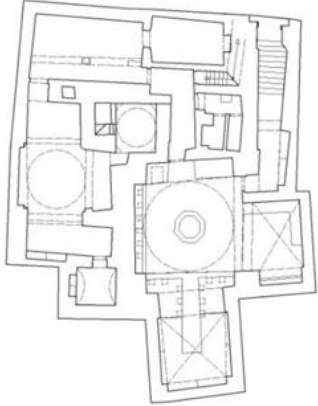



**2<sup>nd</sup> question : (10 marks)**  
**Q2A) Explain the most five important of architectural elements that appear in the architecture of Islamic house? (5 Marks)**

.....  
.....  
.....  
.....  
.....  
.....  
.....  
.....  
.....  
.....  
.....  
.....

**Q2B): List and describe the types of the khans architecture style that appeared in the Islamic world (5 marks)**

3/4

 <p>The drawing shows a cross-section of a pointed arch on the left, with dashed lines indicating its construction. To the right is a vertical elevation of a tower or minaret, showing a series of rectangular openings and a crenellated top.</p>	<p>Arch Type:</p> <p>Architecture description:</p>
 <p>The drawing shows a cross-section of a semi-circular arch on the left, with a dashed line indicating its construction. To the right is a vertical elevation of a tower or minaret, showing a series of rectangular openings and a crenellated top.</p>	<p>Arch Type:</p> <p>Architecture description:</p>
 <p>The site plan shows a mosque complex with a central courtyard labeled 'Sahn of the Khanqah'. To the left is a circular feature labeled 'Qibla Iwan'. To the right is a rectangular feature labeled 'Mausoleum'. The plan is drawn in a yellowish-brown color.</p>	<p>Architectural style</p> <p>Architectural description</p>
 <p>The site plan shows a large complex with a central courtyard labeled 'COURT OF ROXOUE'. The plan is divided into several sections labeled A through H. The drawing is in black and white.</p>	<p>Architectural style:</p> <p>Architectural description:</p>

	<p>The name of the building:</p> <p>Architecture description:</p>
	<p>System of columns</p> <p>Types of Arches</p>
	<p>Types of Arches</p> <p>Decoration :</p>
	<p>Architecture style:</p> <p>Entrance decoration:</p>

**4<sup>th</sup> question(14 marks): 4A-), Describe the architectural terms which shown in the number at the picture: (5 marks)**



- 1).....2).....  
 .....  
 3).....4).....  
 .....  
 5).....  
 .....

**4<sup>rd</sup> question: 4B) List The main Islamic columns type (9 marks)**

- .....  
 .....  
 .....  
 .....  
 .....  
 .....  
 .....  
 .....  
 .....  
 .....  
 .....  
 .....  
 .....  
 .....