


Course No: 1307
Course Title: Statistics
Date: 20/01/2015
No. of Questions: (05)
Time: 2H
Using Calculator (YES)

University of Palestine

Final Exam
2014/2015
Total Grade: 60 Marks

Instructor Name: Dr. Ibrahim Tabash
Student No.: _____
Student Name: _____
College Name: _____
Dep. / Specialist: _____
Using Dictionary (No)

Q1

Playing Cards. One card is selected at random from an ordinary deck of 52 playing cards.

Let:

A = event a face card is selected,

B = event a king is selected, and

C = event a heart is selected.

Find the following probabilities and express your results in words. Compute the conditional probabilities directly; do not use the conditional probability rule.

- $P(B)$
- $P(B | A)$
- $P(B | C)$
- $P(B | (\text{not } A))$
- $P(A)$
- $P(A | B)$
- $P(A | C)$

Course No: 1307
Course Title: Statistics
Date: 20/01/2015
No. of Questions: (05)
Time: 2H
Using Calculator (YES)

University of Palestine



Final Exam
2014/2015
Total Grade: 60 Marks


Instructor Name: Dr. Ibrahim Tabash
Student No.: _____
Student Name: _____
College Name: _____
Dep. / Specialist: _____
Using Dictionary (No)

Q2

IMR in Finland. The infant mortality rate (IMR) is the number of deaths of children under 1 year old per 1000 live births during a calendar year. From the *World Factbook*, the **Central Intelligence Agency's** most popular publication, we found that the IMR in Finland is 3.5. Use the Poisson approximation to determine the probability that, of 500 randomly selected live births in Finland, there are:

- Exactly one infant death
- One or three infants are deaths
- No infant deaths

Course No: 1307
Course Title: Statistics
Date: 20/01/2015
No. of Questions: (05)
Time: 2H
Using Calculator (YES)

University of Palestine

Final Exam
2014/2015
Total Grade: 60 Marks

Instructor Name: Dr. Ibrahim Tabash
Student No.: _____
Student Name: _____
College Name: _____
Dep. / Specialist: _____
Using Dictionary (No)

Q3

World's Richest. Each year, *Forbes* magazine publishes a list of the world's richest people. In 2009, the six richest people, their citizenship, and their wealth (to the nearest billion dollars) are as shown in the following table. Consider these six people a population of interest.


Name	Citizenship	Wealth (\$ billion)
William Gates III (G)	United States	40
Warren Buffett (B)	United States	38
Carlos Slim Helu (H)	Mexico	35
Lawrence Ellison (E)	United States	23
Ingvar Kamprad (K)	Sweden	22
Karl Albrecht (A)	Germany	22

a) Calculate the mean wealth μ of the six people.

b) For samples of size 3, construct a table to obtain the mean \bar{x} for each sample.

c) For a random sample of size 3, what is the change that the sample mean will equal the population mean?

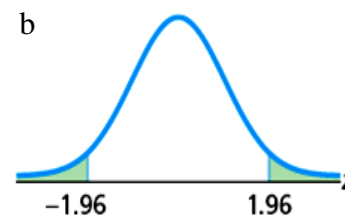
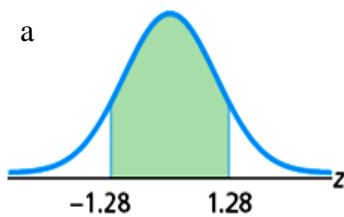
Course No: 1307
Course Title: Statistics
Date: 20/01/2015
No. of Questions: (05)
Time: 2H
Using Calculator (YES)

University of Palestine

Final Exam
2014/2015
Total Grade: 60 Marks

Instructor Name: Dr. Ibrahim Tabash
Student No.: _____
Student Name: _____
College Name: _____
Dep. / Specialist: _____
Using Dictionary (No)

Q4

A) Use the tables in the last pages to obtain each shaded area under the standard normal curve.




B) Intelligence Quotients: Intelligence quotients (IQs) measured on the *Stanford Revision of the Binet-Simon Intelligence Scale* are normally distributed with a mean of 100 and a standard deviation of 16. **Determine the percentage of people who have IQs between 115 and 140.**

Determine each of the following Steps:

1. Sketch the normal curve associated with the variable
2. Shade the region of interest and mark its delimiting x -values.
3. Find the z -scores for the delimiting x -value found in step 2.
4. Use the tables in the last pages to find the area under the standard normal curve delimited by z -scores found in step 3.

Course No: 1307
 Course Title: Statistics
 Date: 20/01/2015
 No. of Questions: (05)
 Time: 2H
 Using Calculator (YES)

University of Palestine

 Final Exam
 2014/2015
 Total Grade: 60 Marks

Instructor Name: Dr. Ibrahim Tabash
 Student No.: _____
 Student Name: _____
 College Name: _____
 Dep. / Specialist: _____
 Using Dictionary (No)

Q5

Farms. The U.S. Department of Agriculture publishes information about U.S. farms in *Census of Agriculture*. A joint frequency distribution for number of farms, by acreage and tenure of operator, is provided in the following contingency table. Frequencies are in thousands

		Tenure of operator			Total
		Full owner T_1	Part owner T_2	Tenant T_3	
Acreage	Under 50 A_1		64	41	
	50–under 180 A_2	487	131	41	659
	180–under 500 A_3	203			389
	500–under 1000 A_4	54	91	17	162
	1000 & over A_5	46	112	18	176
	Total	1429	551		

Part A)

- Fill in the six missing entries.
- How many farms have under 50 acres?
- How many farms are tenant operated?
- How many farms are operated by part owners and have between 500 and 1000 acres?
- How many farms are not full-owner operated?
- How many tenant-operated farms have 180 acres or more?

Course No: 1307
Course Title: Statistics
Date: 20/01/2015
No. of Questions: (05)
Time: 2H
Using Calculator (YES)

University of Palestine



Final Exam
2014/2015
Total Grade: 60 Marks


Instructor Name: Dr. Ibrahim Tabash
Student No.: _____
Student Name: _____
College Name: _____
Dep. / Specialist: _____
Using Dictionary (No)

Part B)

Consider a farm is selected at random. Compute the probability of each of the following events:


- a. The farm obtained has between 180 and 500 acres
- b. The farm obtained is part-owner operated.
- c. The farm obtained is full-owner operated and has at least 1000 acres.

Course No: 1307
Course Title: Statistics
Date: 20/01/2015
No. of Questions: (05)
Time: 2H
Using Calculator (YES)


University of Palestine

Final Exam
2014/2015
Total Grade: 60 Marks

Instructor Name: Dr. Ibrahim Tabash
Student No.: _____
Student Name: _____
College Name: _____
Dep. / Specialist: _____
Using Dictionary (No)

Q1 Playing Cards



Course No: 1307
 Course Title: Statistics
 Date: 20/01/2015
 No. of Questions: (05)
 Time: 2H
 Using Calculator (YES)


University of Palestine

 Final Exam
 2014/2015
 Total Grade: 60 Marks

Instructor Name: Dr. Ibrahim Tabash
 Student No.: _____
 Student Name: _____
 College Name: _____
 Dep. / Specialist: _____
 Using Dictionary (No)

Second decimal place in z										z
0.09	0.08	0.07	0.06	0.05	0.04	0.03	0.02	0.01	0.00	
									0.0000 [†]	-3.9
0.0001	0.0001	0.0001	0.0001	0.0001	0.0001	0.0001	0.0001	0.0001	0.0001	-3.8
0.0001	0.0001	0.0001	0.0001	0.0001	0.0001	0.0001	0.0001	0.0001	0.0001	-3.7
0.0001	0.0001	0.0001	0.0001	0.0001	0.0001	0.0001	0.0001	0.0002	0.0002	-3.6
0.0002	0.0002	0.0002	0.0002	0.0002	0.0002	0.0002	0.0002	0.0002	0.0002	-3.5
0.0002	0.0003	0.0003	0.0003	0.0003	0.0003	0.0003	0.0003	0.0003	0.0003	-3.4
0.0003	0.0004	0.0004	0.0004	0.0004	0.0004	0.0004	0.0005	0.0005	0.0005	-3.3
0.0005	0.0005	0.0005	0.0006	0.0006	0.0006	0.0006	0.0006	0.0007	0.0007	-3.2
0.0007	0.0007	0.0008	0.0008	0.0008	0.0008	0.0009	0.0009	0.0009	0.0010	-3.1
0.0010	0.0010	0.0011	0.0011	0.0011	0.0012	0.0012	0.0013	0.0013	0.0013	-3.0
0.0014	0.0014	0.0015	0.0015	0.0016	0.0016	0.0017	0.0018	0.0018	0.0019	-2.9
0.0019	0.0020	0.0021	0.0021	0.0022	0.0023	0.0023	0.0024	0.0025	0.0026	-2.8
0.0026	0.0027	0.0028	0.0029	0.0030	0.0031	0.0032	0.0033	0.0034	0.0035	-2.7
0.0036	0.0037	0.0038	0.0039	0.0040	0.0041	0.0043	0.0044	0.0045	0.0047	-2.6
0.0048	0.0049	0.0051	0.0052	0.0054	0.0055	0.0057	0.0059	0.0060	0.0062	-2.5
0.0064	0.0066	0.0068	0.0069	0.0071	0.0073	0.0075	0.0078	0.0080	0.0082	-2.4
0.0084	0.0087	0.0089	0.0091	0.0094	0.0096	0.0099	0.0102	0.0104	0.0107	-2.3
0.0110	0.0113	0.0116	0.0119	0.0122	0.0125	0.0129	0.0132	0.0136	0.0139	-2.2
0.0143	0.0146	0.0150	0.0154	0.0158	0.0162	0.0166	0.0170	0.0174	0.0179	-2.1
0.0183	0.0188	0.0192	0.0197	0.0202	0.0207	0.0212	0.0217	0.0222	0.0228	-2.0
0.0233	0.0239	0.0244	0.0250	0.0256	0.0262	0.0268	0.0274	0.0281	0.0287	-1.9
0.0294	0.0301	0.0307	0.0314	0.0322	0.0329	0.0336	0.0344	0.0351	0.0359	-1.8
0.0367	0.0375	0.0384	0.0392	0.0401	0.0409	0.0418	0.0427	0.0436	0.0446	-1.7
0.0455	0.0465	0.0475	0.0485	0.0495	0.0505	0.0516	0.0526	0.0537	0.0548	-1.6
0.0559	0.0571	0.0582	0.0594	0.0606	0.0618	0.0630	0.0643	0.0655	0.0668	-1.5
0.0681	0.0694	0.0708	0.0721	0.0735	0.0749	0.0764	0.0778	0.0793	0.0808	-1.4
0.0823	0.0838	0.0853	0.0869	0.0885	0.0901	0.0918	0.0934	0.0951	0.0968	-1.3
0.0985	0.1003	0.1020	0.1038	0.1056	0.1075	0.1093	0.1112	0.1131	0.1151	-1.2
0.1170	0.1190	0.1210	0.1230	0.1251	0.1271	0.1292	0.1314	0.1335	0.1357	-1.1
0.1379	0.1401	0.1423	0.1446	0.1469	0.1492	0.1515	0.1539	0.1562	0.1587	-1.0
0.1611	0.1635	0.1660	0.1685	0.1711	0.1736	0.1762	0.1788	0.1814	0.1841	-0.9
0.1867	0.1894	0.1922	0.1949	0.1977	0.2005	0.2033	0.2061	0.2090	0.2119	-0.8
0.2148	0.2177	0.2206	0.2236	0.2266	0.2296	0.2327	0.2358	0.2389	0.2420	-0.7
0.2451	0.2483	0.2514	0.2546	0.2578	0.2611	0.2643	0.2676	0.2709	0.2743	-0.6
0.2776	0.2810	0.2843	0.2877	0.2912	0.2946	0.2981	0.3015	0.3050	0.3085	-0.5
0.3121	0.3156	0.3192	0.3228	0.3264	0.3300	0.3336	0.3372	0.3409	0.3446	-0.4
0.3483	0.3520	0.3557	0.3594	0.3632	0.3669	0.3707	0.3745	0.3783	0.3821	-0.3
0.3859	0.3897	0.3936	0.3974	0.4013	0.4052	0.4090	0.4129	0.4168	0.4207	-0.2
0.4247	0.4286	0.4325	0.4364	0.4404	0.4443	0.4483	0.4522	0.4562	0.4602	-0.1
0.4641	0.4681	0.4721	0.4761	0.4801	0.4840	0.4880	0.4920	0.4960	0.5000	-0.0

[†] For $z \leq -3.90$, the areas are 0.0000 to four decimal places.

Course No: 1307
 Course Title: Statistics
 Date: 20/01/2015
 No. of Questions: (05)
 Time: 2H
 Using Calculator (YES)

University of Palestine

 Final Exam
 2014/2015
 Total Grade: 60 Marks

Instructor Name: Dr. Ibrahim Tabash
 Student No.: _____
 Student Name: _____
 College Name: _____
 Dep. / Specialist: _____
 Using Dictionary (No)

<i>z</i>	Second decimal place in <i>z</i>									
	0.00	0.01	0.02	0.03	0.04	0.05	0.06	0.07	0.08	0.09
0.0	0.5000	0.5040	0.5080	0.5120	0.5160	0.5199	0.5239	0.5279	0.5319	0.5359
0.1	0.5398	0.5438	0.5478	0.5517	0.5557	0.5596	0.5636	0.5675	0.5714	0.5753
0.2	0.5793	0.5832	0.5871	0.5910	0.5948	0.5987	0.6026	0.6064	0.6103	0.6141
0.3	0.6179	0.6217	0.6255	0.6293	0.6331	0.6368	0.6406	0.6443	0.6480	0.6517
0.4	0.6554	0.6591	0.6628	0.6664	0.6700	0.6736	0.6772	0.6808	0.6844	0.6879
0.5	0.6915	0.6950	0.6985	0.7019	0.7054	0.7088	0.7123	0.7157	0.7190	0.7224
0.6	0.7257	0.7291	0.7324	0.7357	0.7389	0.7422	0.7454	0.7486	0.7517	0.7549
0.7	0.7580	0.7611	0.7642	0.7673	0.7704	0.7734	0.7764	0.7794	0.7823	0.7852
0.8	0.7881	0.7910	0.7939	0.7967	0.7995	0.8023	0.8051	0.8078	0.8106	0.8133
0.9	0.8159	0.8186	0.8212	0.8238	0.8264	0.8289	0.8315	0.8340	0.8365	0.8389
1.0	0.8413	0.8438	0.8461	0.8485	0.8508	0.8531	0.8554	0.8577	0.8599	0.8621
1.1	0.8643	0.8665	0.8686	0.8708	0.8729	0.8749	0.8770	0.8790	0.8810	0.8830
1.2	0.8849	0.8869	0.8888	0.8907	0.8925	0.8944	0.8962	0.8980	0.8997	0.9015
1.3	0.9032	0.9049	0.9066	0.9082	0.9099	0.9115	0.9131	0.9147	0.9162	0.9177
1.4	0.9192	0.9207	0.9222	0.9236	0.9251	0.9265	0.9279	0.9292	0.9306	0.9319
1.5	0.9332	0.9345	0.9357	0.9370	0.9382	0.9394	0.9406	0.9418	0.9429	0.9441
1.6	0.9452	0.9463	0.9474	0.9484	0.9495	0.9505	0.9515	0.9525	0.9535	0.9545
1.7	0.9554	0.9564	0.9573	0.9582	0.9591	0.9599	0.9608	0.9616	0.9625	0.9633
1.8	0.9641	0.9649	0.9656	0.9664	0.9671	0.9678	0.9686	0.9693	0.9699	0.9706
1.9	0.9713	0.9719	0.9726	0.9732	0.9738	0.9744	0.9750	0.9756	0.9761	0.9767
2.0	0.9772	0.9778	0.9783	0.9788	0.9793	0.9798	0.9803	0.9808	0.9812	0.9817
2.1	0.9821	0.9826	0.9830	0.9834	0.9838	0.9842	0.9846	0.9850	0.9854	0.9857
2.2	0.9861	0.9864	0.9868	0.9871	0.9875	0.9878	0.9881	0.9884	0.9887	0.9890
2.3	0.9893	0.9896	0.9898	0.9901	0.9904	0.9906	0.9909	0.9911	0.9913	0.9916
2.4	0.9918	0.9920	0.9922	0.9925	0.9927	0.9929	0.9931	0.9932	0.9934	0.9936
2.5	0.9938	0.9940	0.9941	0.9943	0.9945	0.9946	0.9948	0.9949	0.9951	0.9952
2.6	0.9953	0.9955	0.9956	0.9957	0.9959	0.9960	0.9961	0.9962	0.9963	0.9964
2.7	0.9965	0.9966	0.9967	0.9968	0.9969	0.9970	0.9971	0.9972	0.9973	0.9974
2.8	0.9974	0.9975	0.9976	0.9977	0.9977	0.9978	0.9979	0.9979	0.9980	0.9981
2.9	0.9981	0.9982	0.9982	0.9983	0.9984	0.9984	0.9985	0.9985	0.9986	0.9986
3.0	0.9987	0.9987	0.9987	0.9988	0.9988	0.9989	0.9989	0.9989	0.9990	0.9990
3.1	0.9990	0.9991	0.9991	0.9991	0.9992	0.9992	0.9992	0.9992	0.9993	0.9993
3.2	0.9993	0.9993	0.9994	0.9994	0.9994	0.9994	0.9994	0.9995	0.9995	0.9995
3.3	0.9995	0.9995	0.9995	0.9996	0.9996	0.9996	0.9996	0.9996	0.9996	0.9997
3.4	0.9997	0.9997	0.9997	0.9997	0.9997	0.9997	0.9997	0.9997	0.9997	0.9998
3.5	0.9998	0.9998	0.9998	0.9998	0.9998	0.9998	0.9998	0.9998	0.9998	0.9998
3.6	0.9998	0.9998	0.9999	0.9999	0.9999	0.9999	0.9999	0.9999	0.9999	0.9999
3.7	0.9999	0.9999	0.9999	0.9999	0.9999	0.9999	0.9999	0.9999	0.9999	0.9999
3.8	0.9999	0.9999	0.9999	0.9999	0.9999	0.9999	0.9999	0.9999	0.9999	0.9999
3.9	1.0000 [†]									

[†] For $z \geq 3.90$, the areas are 1.0000 to four decimal places.

Course No: 1307
Course Title: Statistics
Date: 20/01/2015
No. of Questions: (05)
Time: 2H
Using Calculator (YES)

University of Palestine



Final Exam
2014/2015
Total Grade: 60 Marks

Instructor Name: Dr. Ibrahim Tabash
Student No.: _____
Student Name: _____
College Name: _____
Dep. / Specialist: _____
Using Dictionary (No)

Extra Page.